



# Williamsport Area HS Class of 2027



# Millionaire Nation on Social Media



[facebook.com/wahsmillionaire](https://facebook.com/wahsmillionaire)



[twitter.com/wahswasd](https://twitter.com/wahswasd)



[instagram.com/wahsmillionaire](https://instagram.com/wahsmillionaire)



[tiktok.com/@wahsmillionaire](https://tiktok.com/@wahsmillionaire)



# INTRODUCTIONS



Mr. Forney - 9<sup>th</sup> Grade Principal

[tforney@wasd.org](mailto:tforney@wasd.org)

Mrs. Eck - School Counselor

[keck@wasd.org](mailto:keck@wasd.org)

# INTRODUCTIONS



Mr. Wright - 9<sup>th</sup> Grade Intervention

[dwright@wasd.org](mailto:dwright@wasd.org)

Mrs. Caringi - School Social Worker

[jcaringi@wasd.org](mailto:jcaringi@wasd.org)





BE  
PRESENT




**SHOWING UP TOGETHER**  
2023-2024 WASD ATTENDANCE CAMPAIGN

IMPORTANT NUMBER

353

# of 9<sup>th</sup> graders starting WAHS



# Graduation Requirements



- English 4.0 credits
- Math 4.0 credits
- Science 3.0 / 4.0 credits
- Social Studies 3.0 / 4.0 credits
- PE & Health 1.5 credits
- Arts and Humanities 2.0 credits
- Electives 4.5 credits
- GRADUATION YOU NEED **23** CREDITS!!!!
- IF YOU FAIL A CLASS IT DOES NOT COUNT!!
- Algebra 1, Biology (9<sup>th</sup> grade), Literature (10<sup>th</sup> Grade)

# Keep track of your progress



Interim Progress Reports and Report Cards delivered electronically



\*Make sure your email and phone numbers are up to date!

# How to reset your PowerSchool Password



1. Go to <https://powerschool.wasd.org/public/>  
(**Do not use the Student Portal App**)
  - a. You can go to WASD Dashboard and click the PowerSchool Student Icon.
  - b. Remember, use a web browser and not the student portal app.
2. A sign in box will appear on your browser click “Forgot Username or Password”

A screenshot of the PowerSchool SIS 'Student and Parent Sign In' page. The page has a blue header with the PowerSchool SIS logo. Below the header, there are two buttons: 'Sign In' and 'Create Account'. There are two input fields: 'Username' and 'Password'. A blue link 'Forgot Username or Password?' is located below the password field and is circled in black. A blue 'Sign In' button is at the bottom right. An arrow points from the right side of the image towards the circled link.

# How to reset your PowerSchool Password



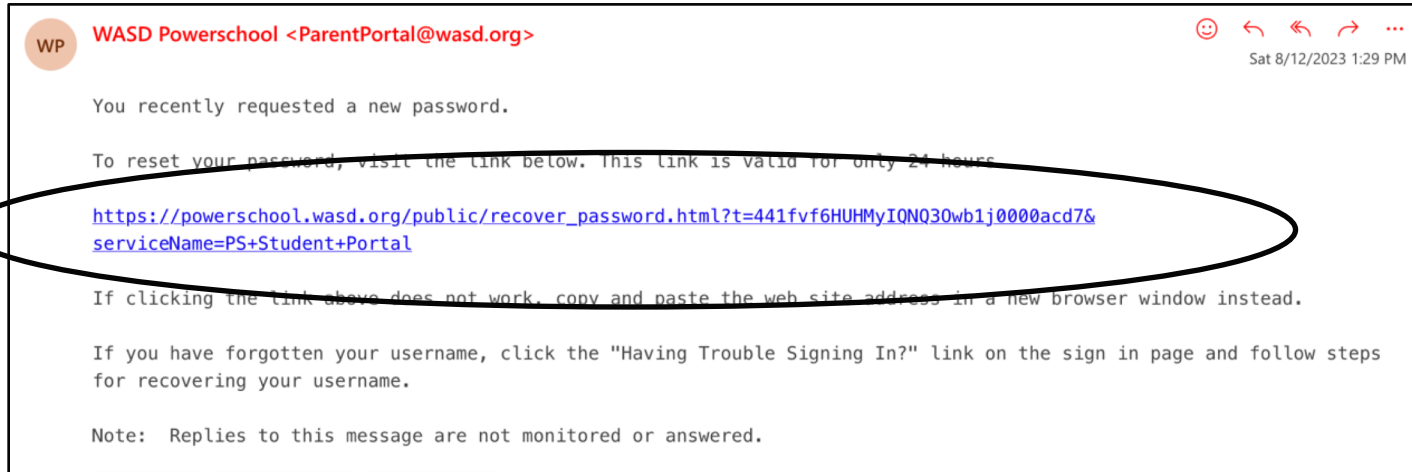
3. Enter your PowerSchool Username (5-digit code) (Example JBKCD) & your WASD e-mail address. WASD has access to your PowerSchool Portal username but not your password. If you forget your username, contact the school.

A screenshot of the PowerSchool SIS 'Recover Account Sign In Information' form. The form has a blue header with the PowerSchool SIS logo. Below the header, there are two buttons: 'Forgot Password?' and 'Forgot Username?'. A large black oval is drawn around the 'Forgot Username?' button and the text below it. The text below the buttons reads: 'To recover your password or if you have been provided a username and are setting your password for the first time, provide the information below.' Below this text are two input fields: 'Username' and 'Email Address'. To the right of the 'Email Address' field is a blue 'Enter' button. At the bottom of the form, there is a disclaimer: 'If you are experiencing sign in issues, please contact your school for assistance. For security reasons, PowerSchool is unable to assist with sign in, password, or other accessibility-related issues.'

# How to reset your PowerSchool Password



4. Go to your WASD Outlook e-mail through your WASD Dashboard.
5. Find the e-mail from “WASD PowerSchool” and click the link.



6. Follow the directions to reset your password. Once your password is reset you can open the app on your phone – Login with your username and new password.
7. Reminder: WASD District Code for PowerSchool is: MXTC.

# ACT 158 Graduation Requirements



- **Option 1 - Keystone Proficiency Pathway**
- **Option 2 - Keystone Composite Pathway**
- **Option 3 - Alternate Assessment Pathway**
- **Option 4 - Evidence Based Pathway**
- **Option 5 - CTE Pathway**



# Topics for 2023-2024



## Beginning and End Times:

- School Opens at 7:20
- School starts at 7:40 am and ends at 2:25 pm

## Top Hat Pride:

- School wide are the same expectations as K-8
- We add *Be Professional*
- Expectations will be reviewed on 1<sup>st</sup> day

# Topics for 2023-2024



## **BANK Period:**

- Held Tuesday/Thursday Period 5
- First semester no club for 9<sup>th</sup> graders.
  - Tutoring
  - Period is for clubs/activities/tutoring etc.

## **Demerits:**

- Detention=1, ISS=2, OSS=3
- 6 demerits at the end of the first semester
- Demerits reset after first semester











## **Detention:**

- If sent to time out student will serve after school detention 24 hours later
  - Skipping (detention/ISS)

# Express Yourself & Respect our Shared Spaces

## Williamsport Area High School Dress Code Guidelines



Head	Acceptable	Not Acceptable
<p>No sunglasses, ski masks, beanies, hats, visors, hoods, bandanas, or other head gear. You can not cover your eyes, nose, mouth, or ears at anytime in the school setting with the exception of a medical mask.</p>	   	     

Any dress that impedes the learning of others will be addressed by the teacher first in the classroom setting and administration if necessary.

# Topics for 2023-2024

## Absent:

- WAHSattend@wasd.org

## Backpacks:

- Yes, you can carry them at WAHS
- Lockers by request

## Lunch:

- FREE
- Lunch will be based on your period 5

## Breakfast:


- FREE
- Served in E-Café from 7:20-7:35

## Transportation:

- Be on time to the bus stop. Bus riding is a privilege.




## Cell Phone Information



Be respectful of the privacy of others. Do not take pictures or videos of anyone in the school building.

# GREEN ZONE

Green zone areas include the cafeteria, commons before and after school, hallways between class changes, bus, before and after school, and extracurricular activities.

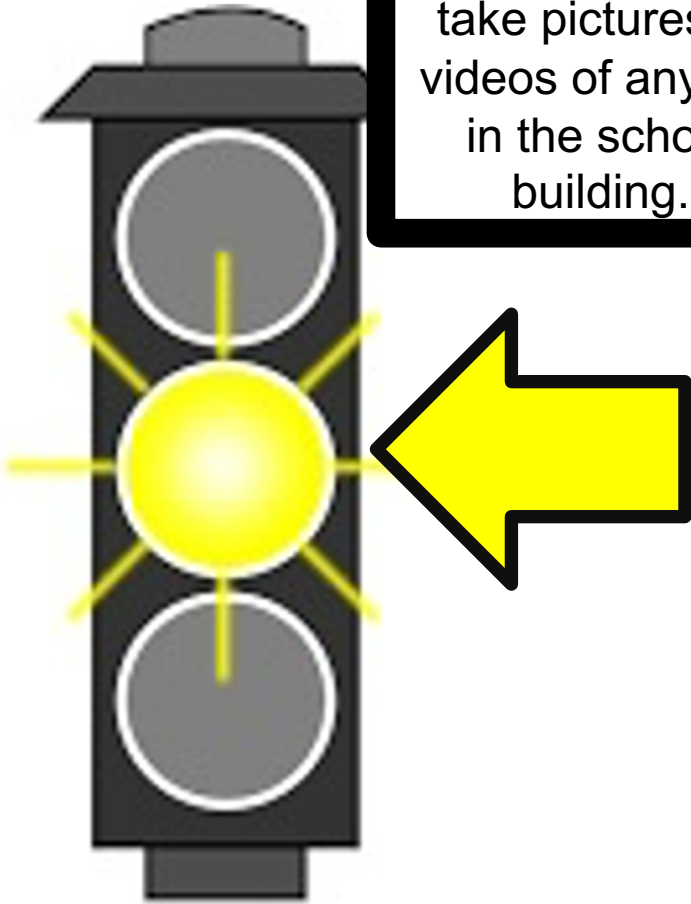


Be respectful of the privacy of others. Do not take pictures or videos of anyone in the school building.

## Cell Phone Information

# YELLOW ZONE

Yellow zone areas include library, gym, auditorium, main office, principal's office, guidance office.



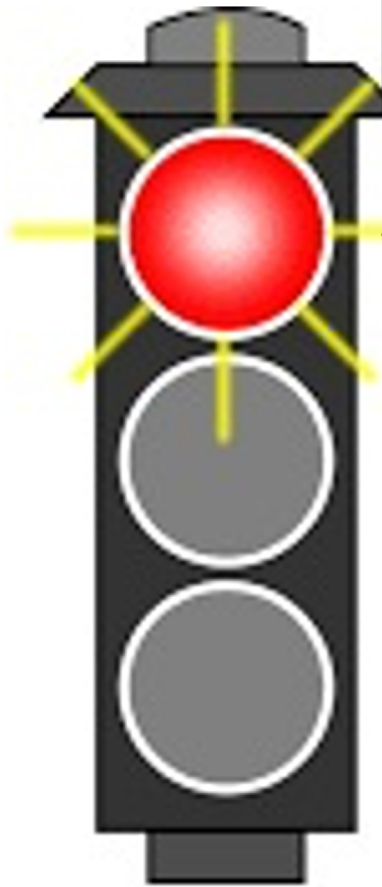
Be respectful of the privacy of others. Do not take pictures or videos of anyone in the school building.

## Cell Phone Information

# RED ZONE


Red zone areas include classroom, restrooms, physical education class, locker rooms, nurses' office.

**Devices must be invisible, inoperable, & inaudible.**



# WAHS Late Bus Schedule

2023-2024



**Bus #74**

**Arrives at 4:15 PM**


**Drops off:** Jackson  
Lose Parkway @ Memorial Ave.  
Firetree Place  
Cochran  
Curtin  
Sherman St. @ Shaw Park

**Arrives at 5:30 PM**

**Drops off:** Jackson  
Lose Parkway @ Memorial Ave.  
Firetree Place  
Cochran  
Curtin  
Sherman St. @ Shaw Park



# Millionaire Express



Trade and Transit Centre @ 7:45am WAHS @ 8:00am TTC @ 8:15am  
Trade and Transit Centre @ 10:15am WAHS @ 10:30am TTC @ 10:45am  
Trade and Transit Centre @ 2:45pm WAHS @ 3:00pm TTC @ 3:15pm  
Trade and Transit Centre @ 4:30pm WAHS @ 4:45pm TTC @ 5:00pm  
Williamsport Area High School @ 6:00pm TTC @ 6:15pm

# What is your hook?





# What is your hook?




# What is your hook?






# What is your hook?




# What is your hook?





# What is your hook?



Find your hook!





**Mr. Forney**



**tforney@wasd.org**

**(570) 323-8411**

**Ext: 60513**

# QR Code to Presentation

